

Registration Guide for Participating in SPC2024 and Using the Website System

1. Access the website at <http://spc2024.science.kmitl.ac.th/spc2024> or scan the QR code to enter.



2. Click on the 'Log in' menu at the top right corner.

The login page has an orange header with the text "Login เข้าสู่ระบบ". Below the header are the logos for the School of Science-KMITL and the Nuclear Society of Thailand. There are two input fields: "Email :" and "Password :". Below the fields are three buttons: "Log in", "Register", and "Forget Password".

3. Click on the 'Register' button

4. The system will present a selection page prompting you to choose between general audience (without submitting any work) or submitting your work for Oral/Poster presentation.



5. In case of “General audience”

- 5.1 Click on the “General audience” button.

- 5.2 Register to participate in the conference by filling out various details along with proof of payment.

The screenshot shows a registration form titled 'Register'. It contains several input fields: 'Email address', 'Password', 'First Name', 'Last Name', 'Company/Organization', 'Country/Region', 'Country Address', 'City', and 'Zip Code'. There is also a 'Sex' dropdown menu.

REGISTRATION FEE FOR SPC2024		
Registration types	EARLY-BIRD Before 5 May 2024	After 5 May 2024
General audience	5,000 Bath	6,000 Bath
Permanent Member of Thai Physics Society	4,000 Bath per Abstract	5,000 Bath per Abstract
Non Member of Thai Physics Society	4,000 Bath per Abstract	5,000 Bath per Abstract
Student	3,000 Bath per Abstract	4,000 Bath per Abstract
Accompany person	3,000 Bath	4,000 Bath
จำนวนเงิน ระบุทั้งบาท		

Choose an money transfer slip to upload:

Payment
 Bank's full name : Krungthai Bank
 Bank's Swift Code : KRTHTHBK
 Bank account no : 549-0-25626-5
 Beneficiary name : THAI PHYSICS SOCIETY 2560

บัญชี ธนาคารกรุงไทย สาขาถนนพหลโยธิน
 ชื่อบัญชี สมาคมฟิสิกส์ไทย 2560
 เลขที่บัญชี 549-0-25626-5

* เลือกรับแบบ Non Member of Thai Physics Society รับสิทธิ์เงิน 10
 ** รับรับ/บัตรศึกษา ต้องแนบสำเนาบัตรประจำตัวนักเรียน/บัตรศึกษา

ACCEPT CONDITIONS AND CANCELLATION OF PAYMENT

6. In case of “For Oral/Poster presentation”

6.1 Click on the “For Oral and Poster presentation” button.

6.2 Submit abstracts through the Microsoft CMT system.


Microsoft CMT

Email *

Password *


[Log In](#)

[Forgot your password?](#) | [New to CMT? Register](#)



Siam Physics Congress 2024

7. If you already have an account in the Microsoft CMT system, please enter your email and password to log in.

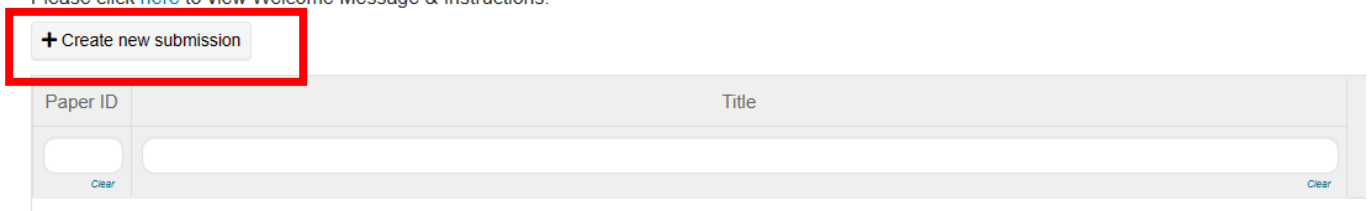


7.1 Click on the 'Conferences' menu at the top right corner and select SPC2024.

7.2 Click on the “Create new submission” button

Author Console

Please click [here](#) to view Welcome Message & Instructions.



7.3 Fill in all required information and upload the abstract file in both Word and PDF formats. Then, click the Submit button.

Note Template for SPC 2024 abstract. Please do not modify the format :

<http://spc2024.science.kmitl.ac.th/spc2024/file/download/spc2024-abstract-template.docx>.

7.4 You can track the status of your abstract by logging into the Microsoft CMT system.

7.5 When your abstract has been evaluated by qualified reviewers and accepted for presentation at SPC2024, you will receive a notification email to the registered email address. Attached to this email will be registration details for payment of registration fees.

8. If you do not have an account in the Microsoft CMT system

8.1 Click on 'Register' to proceed with registration.


Microsoft CMT

Email *

Password *

[Log In](#)

[Forgot your password?](#) | [New to CMT? Register](#)



Siam Physics Congress 2024

8.2 Then, proceed to log in and follow the steps 7.1-7.5.